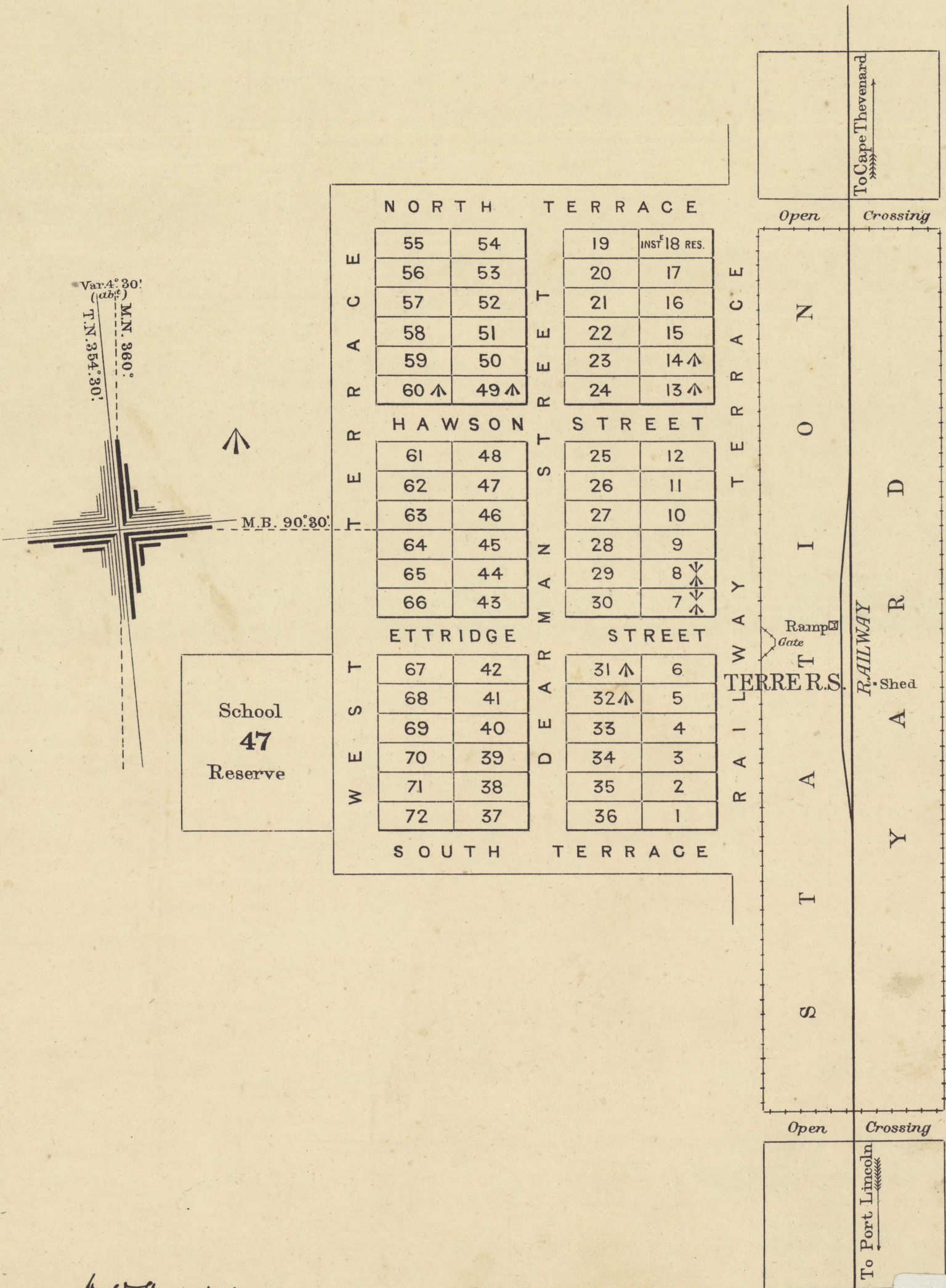


# LOCK

## Hundred of McLachlan



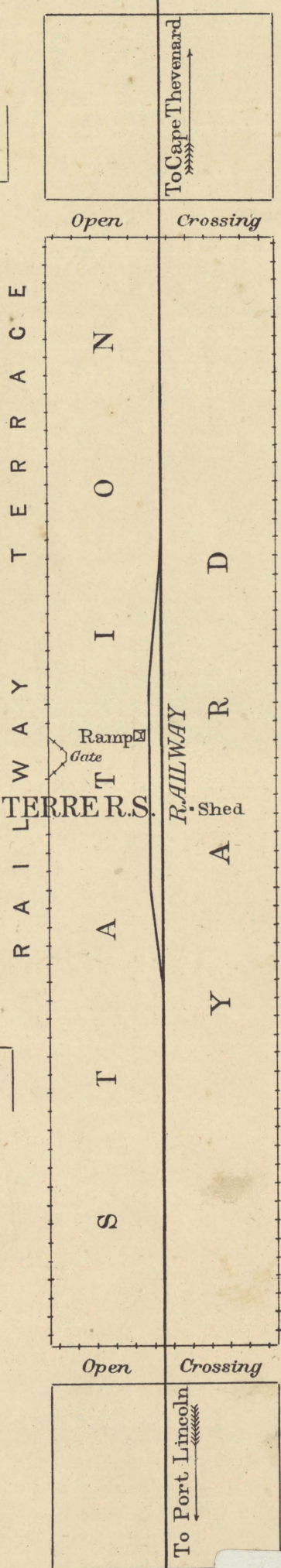
Var. 4° 30'  
(ab. 5°)  
M.N. 380.0  
T.N. 354.30'



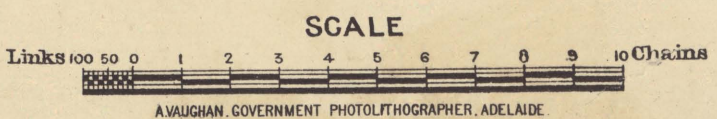
M.B. 90° 30'

School  
**47**  
Reserve

NORTH TERRACE				
R A C E	55	54	19	INST <sup>F</sup> 18 RES.
	56	53	20	17
	57	52	21	16
	58	51	22	15
	59	50	23	14 ↑
60 ↑	49 ↑	24	13 ↑	
HAWSON STREET				
E R R E E T	61	48	25	12
	62	47	26	11
	63	46	27	10
	64	45	28	9
	65	44	29	8 ↓
	66	43	30	7 ↓
ETTRIDGE STREET				
T E R R A C E	67	42	31 ↑	6
	68	41	32 ↑	5
	69	40	33	4
	70	39	34	3
	71	38	35	2
	72	37	36	1
SOUTH TERRACE				



*A. W. Bethrick*  
Surveyor General.



830.9 bje  
1:3,168  
Lock  
n.d.

LOCK